

WOODFORD



Patented
ASSE 1052 Approved
Hose Connection
Automatic Draining

High Flow Double Check **NIDEL® Model 50H** **Backflow Preventer**

The patented NIDEL® Model 50H high flow double check backflow preventer is intended for irrigation purposes and designed to protect hose connections from backflow contamination in freezing and non-freezing conditions.

The NIDEL® Model 50 high flow double check backflow preventer automatically drains when the hose is removed and unlike single check vacuum breakers can be field tested for reliability.

Uses include outside hose bibbs, wash racks, dairy barns and swimming pool areas.

SPECIFICATIONS:

- ASSE 1052 Approved
- Field Testable (see instruction sheet)
- Two independent check valves
- Drains automatically when hose is removed
- No spray back

FEATURES:

- Exterior Brass (BR), or *Optional*: Chrome Plated (CH) finish
- (2) Check valves with molded rubber diaphragms
- Theft resistant Brass break-off set screw (50H Only)
- 3/4" female inlet hose thread
- 3/4" male outer nozzle hose thread
- Max Pressure - 125 p.s.i.
- Max Temperature - 120° F

NOTICE: This device, as with all 1011, 1019, 1052 and 1053 ASSE listed devices, is not to be subjected to continuous water pressure.



Visit Woodford's Website for Patent Information
<http://www.woodfordmfg.com/Woodford/patents/>

Woodford
Excellence
Since 1929

Proudly Made In The U.S.A.

When ordering, specify model and finish.

For more information contact...


WOODFORD MANUFACTURING COMPANY

2121 Waynoka Road, Colorado Springs, Colorado 80915 • Phone: (800) 621-6032 • Fax: (800) 765-4115

To view our complete product line visit: www.woodfordmfg.com or email: sales@woodfordmfg.com

A Division Of WCM Industries, Inc.

TECH-NOTE



For more information contact...

WOODFORD MANUFACTURING COMPANY

2121 Waynoka Road, Colorado Springs, Colorado 80915 • Phone: (800) 621-6032 • Fax: (800) 765-4115

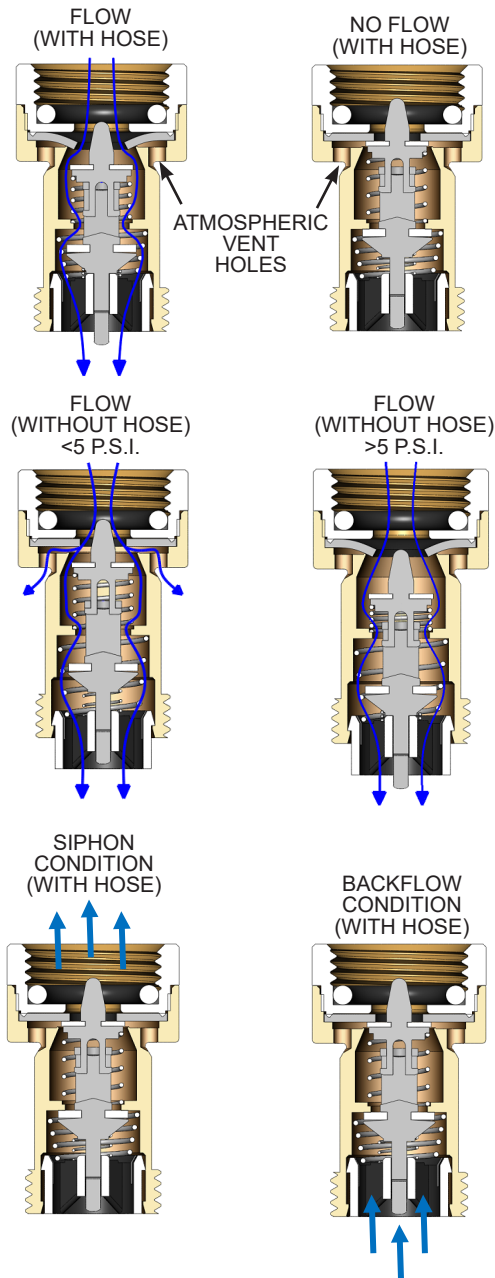
To view our complete product line visit: www.woodfordmfg.com or email: sales@woodfordmfg.com

A Division of WCM Industries, Inc.

Rev 06/12 Form No. TN50.101

Patented

High Flow Double Check NIDEL® Model 50 Backflow Preventer

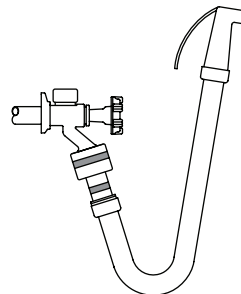


OPERATING INSTRUCTIONS

PURPOSE: For proper operation of the NIDEL® Model 50 Backflow Preventer, as installed on a hose threaded outlet, carefully adhere to the instructions below.

CRITERIA:

1. The faucet, with the Backflow Preventer installed, may be operated with or without a hose attached.



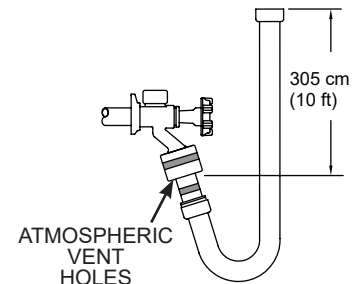
2. Always remove hose before freezing temperatures occur to allow water to drain out of the faucet through the Backflow Preventer.

FIELD TEST INSTRUCTIONS

PURPOSE: The instructions below are intended to verify backflow protection.

PROCEDURE:

1. With the device installed, attach a hose to the outlet of the Backflow Preventer as shown in Figure 2a. Raise the hose to a height of 305-cm (10 feet). Turn on the faucet and let water run to purge the hose of air. Turn off the faucet.



2. Maintain the hose at a height of 305-cm (10 feet) for five minutes while watching the atmospheric vents for leakage.*

CRITERIA:

* Continuous leakage at the atmospheric vents that exceed approximately 6 seconds indicates that the outlet check valve is faulty. For continuous protection, replace the Backflow Preventer if faulty.