

Features

- 27-Nozzle body spray with easy to clean MasterClean™ sprayface.
- Katalyst® air-induction technology maximizes the air/water mix for a powerful, even flow.
- 2 gallons (7.6 L) per minute flow rate at 80 psi (552.6 kPa).

Installation

- 1/2" NPT connection.



Codes/Standards











ASME A112.18.1/CSA B125.1
DOE - Energy Policy Act 1992

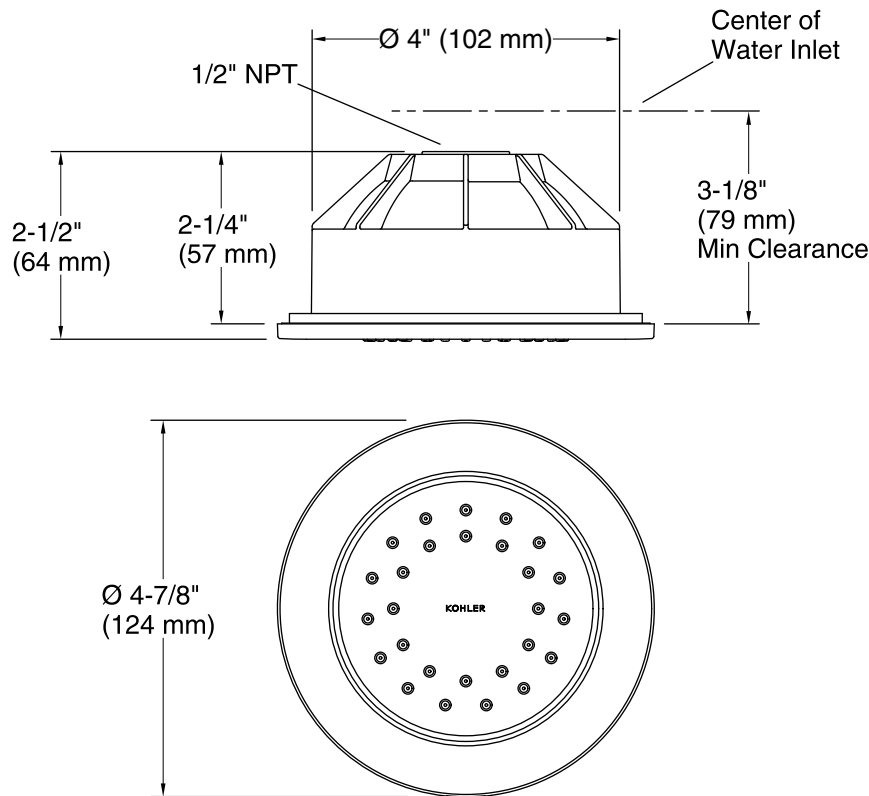
KOHLER® Faucet Lifetime Limited Warranty

See website for detailed warranty information.

Available Colors/Finishes

Color tiles intended for reference only.

Color	Code	Description
	CP	Polished Chrome
	SN	Vibrant® Polished Nickel
	AF	Vibrant® French Gold
	G	Brushed Chrome
	BN	Vibrant® Brushed Nickel
	BV	Vibrant® Brushed Bronze
	2BZ	Oil-Rubbed Bronze
	BL	Matte Black
	TT	Titanium
	VNT	Vintage Nickel



Technical Information

All product dimensions are nominal.

Showerhead/Body Spray:

Rated maximum flow: 2 gal/min (7.6 l/min)

Pressure: 80 psi (5.5 bar)

Notes

Install this product according to the installation instructions.