

Features

- Vitreous china.
- Elongated bowl.
- Tank cover locks
- Equipped with Sloan FLUSHMATE® – Sloan® Valve Company.
- Polished chrome trip lever.
- Less seat and supply.
- 12" (305 mm) rough-in.
- 1.6 gpf (6.0 lpf).
- 12" (305 mm) x 10" (254 mm) water area.
- 30-1/2" (775 mm) x 21-1/4" (540 mm) x 29-3/4" (756 mm).

Recommended Products/Accessories

K-4636 Cachet® Quiet-Close™ Elongated Toilet Seat
K-5588 Purefresh® Elongated Toilet Seat
K-4108 C³®-230 elongated cleansing toilet seat
K-5420 Low-Profile Bolt Caps

Included Components

Product consists of:

K-4303 Toilet Bowl
K-4645-TR Toilet Tank

Additional Components:

Bolt cap accessory pack
Equipped with Sloan FLUSHMATE® – Sloan® Valve Company
Tank accessory pack
Tank cover
Trip lever



Codes/Standards





ASME A112.19.2/CSA B45.1
DOE - Energy Policy Act 1992

KOHLER® One-Year Limited Warranty

See website for detailed warranty information.

Available Colors/Finishes

Color tiles intended for reference only.

Color	Code	Description
	0	White
	96	Biscuit
	47	Almond
	7	Black Black™

