

Features

- Bask® heated surface creates spa-like relaxation with soothing warmth on your back and neck.
- Customize the heat with three adjustable settings.
- Molded lumbar support offers extra comfort while bathing.
- Slotted overflow allows for deep soaking.
- Integral flange helps prevent water from seeping behind wall and simplifies alcove installation.
- Left-hand drain.
- Under-mountable

Material

- Acrylic

Installation

- Three-wall alcove.
- Requires 110V electrical service.

Additional Hydrotherapy Options

- Soaking Bath - 1121-L
- Soaking Bath + Bask heated surface - 1121-LW
- BubbleMassage air bath - 1167-LFG
- BubbleMassage air bath + chromatherapy - 1167-LGCR
- VibrAcoustic + BubbleMassage air bath - 1167-GVL
- VibrAcoustic + BubbleMassage air bath + Bask heated surface + chromatherapy - 1167-GVCLW
- Whirlpool + heater - 1167-LH2
- VibrAcoustic - 1167-LVB
- VibrAcoustic + chromatherapy - 1167-LVBC
- VibrAcoustic + chromatherapy + Bask heated surface - 1167-VCLW
- VibrAcoustic + Bask heated surface - 1167-VBLW
- Whirlpool + BubbleMassage air bath - 1167-XH2GL

Required Products/Accessories

K-7271 Brass Slotted Overflow Bath Drain

or

K-7272 PVC Slotted Overflow Bath Drain

Recommended Products/Accessories

K-1491 Bath/Whirlpool Pillow

K-1601 Bath/Whirlpool Footstop

K-24916 Wireless Music Kit



ADA

Codes/Standards

CSA B45.5/IAPMO Z124
ASTM E162
ASTM E662
ADA
ICC/ANSI A117.1










**KOHLER® Plastic Baths and Receptors
Lifetime Limited Warranty**

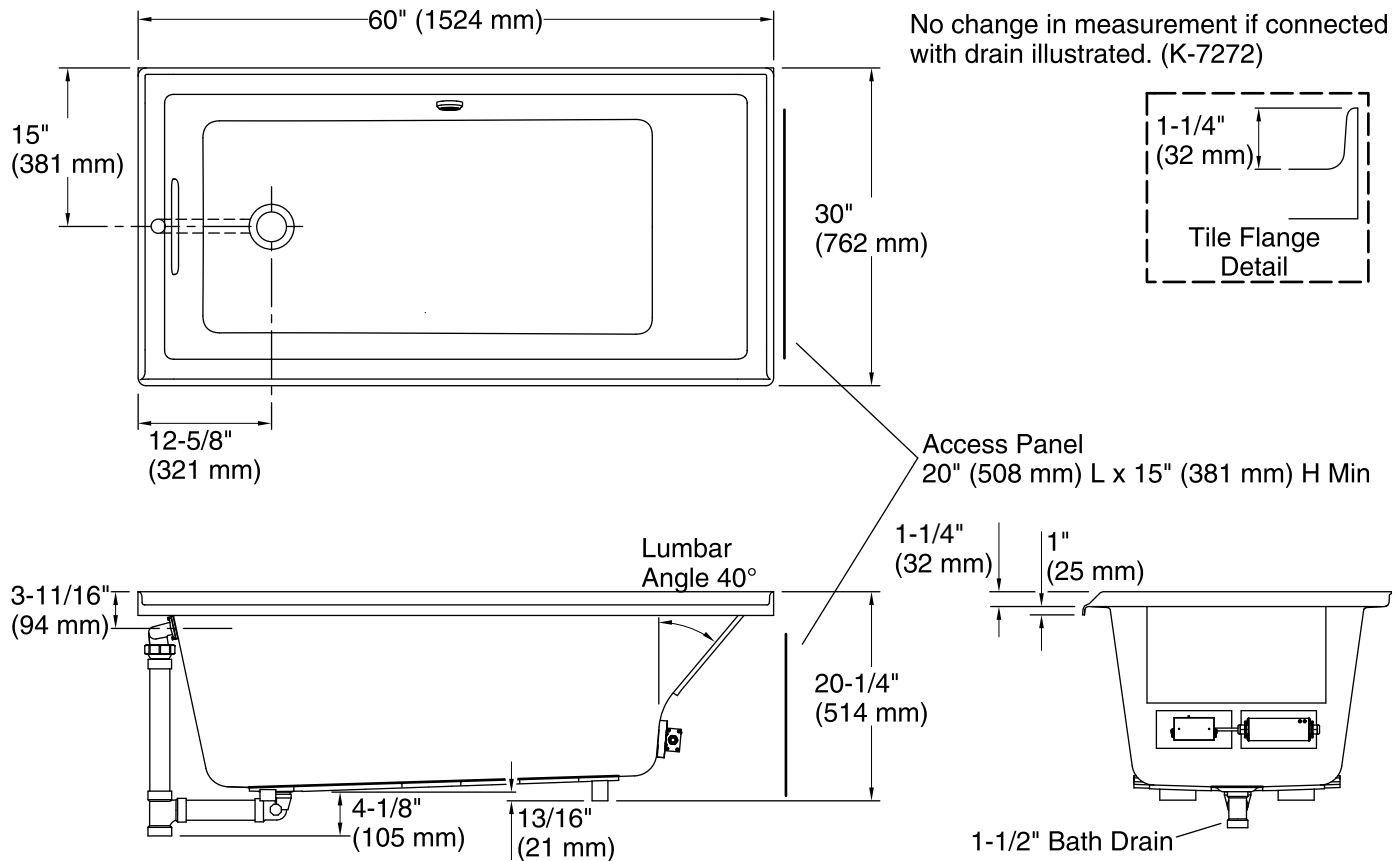
**KOHLER® Hydrotherapy Components
Five-Year Limited Warranty**

See website for detailed warranty information.

Available Colors/Finishes

Color tiles intended for reference only.

Color	Code	Description
	0	White
	96	Biscuit
	47	Almond
	NY	Dune
	95	Ice™ Grey
	G9	Sandbar
	K4	Cashmere
	58	Thunder™ Grey
	7	Black Black™



Required Electrical Service

One circuit required, protected with Class A Ground-Fault Circuit-Interrupter (GFCI). Outside North America, this device may be known as a Residual Current Device (RCD).

Heated Surface: 120 V, 15 A, 60 Hz

Technical Information

All product dimensions are nominal.

Installation: Three-wall alcove

Drain location: Left

Basin area, bottom: 42-7/16" x 20" (1078 mm x 508 mm)

Basin area, top: 54-5/16" x 24-1/4" (1380 mm x 616 mm)

Weight: 81 lbs (36.7 kg)

Minimum floor load: 42 lbs/ft² (205.1 kg/m²)

Water depth: 15-1/8" (384 mm)

Water capacity: 59.8 gal (226.4 L)

Electrical component rating: Heated Surface: 120 V, 0.5 A, 60 Hz

Minimum flat for door: 1-15/16" (50 mm)

Notes

Measure your actual product for rough-in details. Install this product according to the installation instructions.

The hot water supply should be 70% of the capacity of the bath or greater. Installations will vary.

ADA compliant when installed to the specific requirements of these regulations.