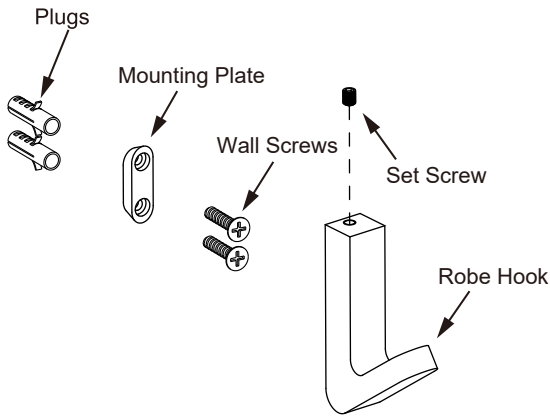


## BONN COLLECTION

### COAT HOOK - 3 1/8"

238139




#### Tools required for installation



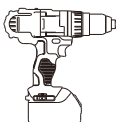
Level



Pencil



Screwdriver



Drill



Hammer

**Step 1**

Loosen the set screw on the accessory and remove the backing plate. Position the accessory against the wall and mark outline with pencil.

**Step 2**

Position the backing plate flat side down on the wall and mark holes with pencil.

**Step 3**

Predrill 3/16" holes on the wall to fit wall plugs. Insert wall plugs into the wall. Position backing plate flat side down over the plugs and install screws.

**Step 4**

Slide the accessory onto the backing plate and tighten the set screw using Allen key provided.